

BEYOND *highlights*

NORTHWESTERN

THE UNDERGRADUATE CLASS OF 2025

First destination study six months after graduation

This report represents data from 1,748 (76%) members of the Class of 2025. 2,314 undergraduate students graduated Fall 2024, Winter 2025, Spring 2025, and Summer 2025, according to the University Registrar.

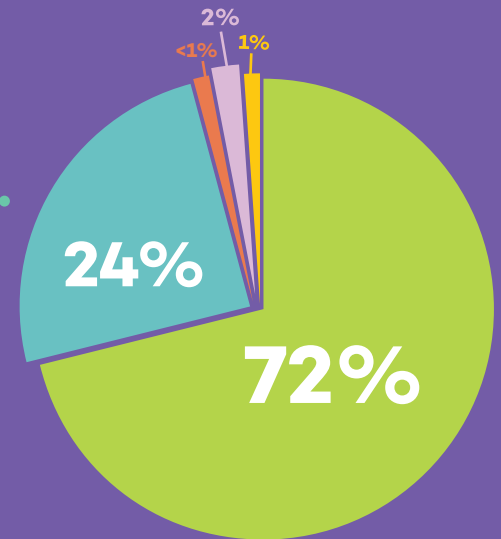
25%	Business Services, Financial Services, Investment Banking
17%	Engineering
12%	Consulting
10%	Communications, Marketing, Media
9%	Technology
5%	Biotechnology, Healthcare, Pharmaceutical
4%	Education, Teaching
4%	Entertainment, Sports
4%	Law
4%	Research Science
3%	Government, Non-Profit, Politics
2%	Performing, Visual Arts
<1%	Other

WHERE IS THE CLASS OF 2025 NOW?

Within six months of graduation:

72% were employed
24% were enrolled in graduate or professional school, or participating in a fellowship
<1% were engaged in military service, volunteer work, or other career-related activities

2% were actively job searching
1% were actively applying to graduate or professional school



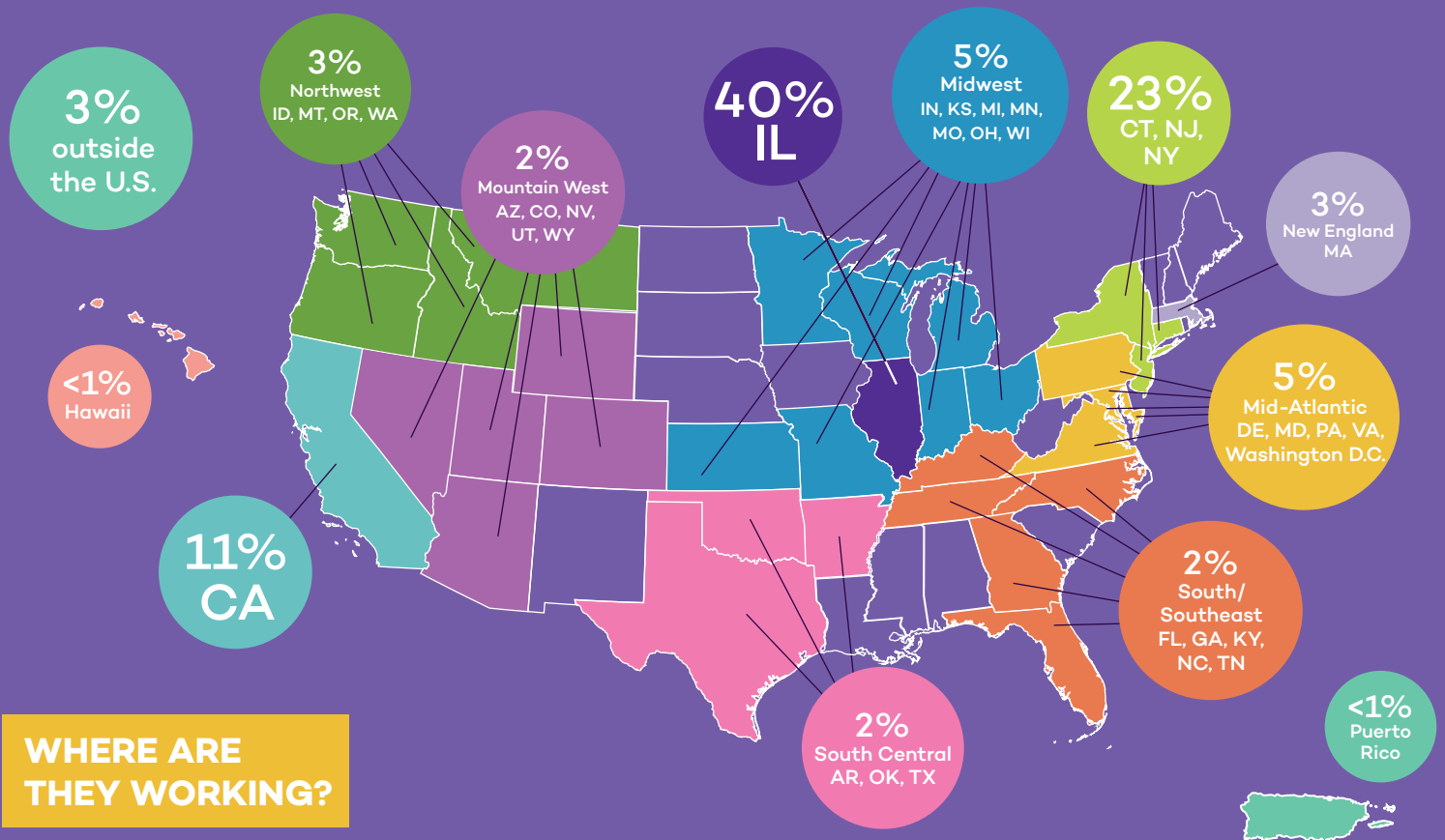
CLASS OF 2025 EMPLOYMENT

1,253 (72%) recent graduates were employed six months after graduation. Industry information was available for 1,201 of these graduates.

SALARY INFORMATION

Industry	Mean	Range
Biotechnology, Healthcare, Pharmaceuticals	\$57,214	\$30,000-\$110,000
Business Services	\$92,365	\$55,000-\$140,000
Communications, Marketing, Media	\$58,209	\$38,000-\$76,500
Consulting	\$94,665	\$23,500-\$135,000
Education, Teaching	\$49,083	\$22,000-\$75,000
Engineering	\$96,712	\$39,000-\$160,000
Entertainment, Sports	\$48,920	\$30,000-\$88,000
Financial Services	\$109,974	\$55,000-\$350,000
Government, Non-Profit, Politics	\$52,150	\$32,100-\$87,000
Investment Banking	\$115,667	\$43,333-\$300,000
Law	\$60,370	\$43,000-\$80,000
Research, Science	\$51,314	\$38,000-\$103,000
Technology	\$111,542	\$36,000-\$200,000

Starting salary information was available for 332 of the recent graduates who were employed full-time six months after graduation. The average salary overall was \$85,044.



WHERE ARE THEY WORKING?

Locations were available for 1,107 employed recent graduates. For virtual work, location of the company was prioritized over location of the student/alumni.

EXPERIENTIAL LEARNING OPPORTUNITIES, INTERNSHIPS, RESEARCH, AND DEEP INVOLVEMENT

EXPERIENTIAL LEARNING OPPORTUNITIES

As part of the 2025 Post-Graduation Survey (one source of information for this study), recent graduates were given a list of 21 experiential learning opportunities and asked to check all those in which they had participated as undergraduates. 480 recent graduates responded to this question.

91% reported that they had engaged in one or more experiential learning opportunities.

INTERNSHIPS




73% reported that they had participated in one or more internship experiences.

RESEARCH

66% reported that they had participated in one or more research experiences.

DEEP INVOLVEMENT

93% reported that they had been “deeply” involved in one or more student organizations, clubs, or varsity athletics.

-  facebook.com/nucareeradvice
-  instagram.com/nucareeradvice
-  bit.ly/ncalinkedinpage

If you have questions about this study, please contact the Executive Director of Northwestern Career Advancement, Dr. Mark Presnell at mark.presnell@northwestern.edu. School of Professional Studies was not included in this report.

Northwestern | STUDENT AFFAIRS
Career Advancement

northwestern.edu/careers | nca@northwestern.edu
620 & 630 Lincoln Street, Evanston, IL 60208 | (847) 491-3700